


R115B

The **R115B** by SHERMANN Audio is a major advance in the development of compact, high power, low frequency drive systems.

The design by Ken Hughes introduces VHR loading techniques within **R Series** LF products.

The technique offers major sonic advances through the combination of critical excursion control and a flare rate optimised for the desired response.

The British built 15" LF driver operates within a compact, ported enclosure to provide smooth, high energy, extended low frequency drive below 40Hz.



Touring the R115B

Versatility is the keyword with all SHERMANN Audio products and the R115B has been designed to maximise use within a wide variety of system combinations.

This compact, relatively lightweight low frequency workhorse is supplied with two strategically placed handles to assist loading or stacking; the cabinet may be used in vertical or horizontal format .

Four x 80mm rear mounted swivel castors are supplied as standard whilst an optional castor attachment plate may be fitted to allow rapid removal of any castor for the odd occasion when load or stage space becomes a little tight.

A fully recessed, heavy duty 35mm pole mount is also fitted on the top of the R115B for use with our telescopic extension pole; these fittings will support a 40kg mid/high cabinet.

Installing the R115B

The numerous advantages of fully equipped SHERMANN Audio touring boxes are also available to the installer.

From a totally basic model without handles or castors the R115B may also be specified in a variety of painted finishes and even supplied with flying equipment if space restrictions dictate that LF drive cabinets cannot be floor mounted.

Our expertise in the installation market allows us to offer superb sounding systems which are highly efficient, cost-effective and fully compatible with our customer's requirements.

Exterior fittings

Handles (sides x 2)

Steel recessed bar type

Handles (top and bottom x 2)

Steel recessed large flip type

Castors (rear mounted x 4)

80mm heavy duty swivel type.

Quick removal castor plate option*.

Finish

Heavy duty black carpet or optional textured paint finish - any colour *

Grille

Heavy duty welded mesh on steel frame c/w acoustically transparent foam and engraved logo.

Skids

Bottom and rear mounted easily replaced 18mm plywood skids

Flying Points (option)

1) GS-TA5 side and rear mounted track

2) GS-MA4 side mounted plates and rear strap plates

Construction

Cabinet shell

18mm multi-laminate Scandinavian birch plywood.

Baffle assembly

25mm multi-laminate Scandinavian birch plywood.

Connections

Speakon NL8

pin 1+ **hot** / pin 1- **cold**

Speakon NL4 (option) *

pin 1+ **hot** / pin 1- **cold**

Wiring (NL4 & NL8 connectors)

Brown + / Blue -

Connector / back plate options *

1) Deep recessed 2 x NL4

2) Deep recessed single NL8

3) Single NL8 plus 2 x NL4

*All sockets are parallel linked on all pins
eg. 1+ to 1+ (see diagrams)*

Crossover frequencies

High pass

35Hz 4th/8th order Linkwitz-Riley or Butterworth filtering

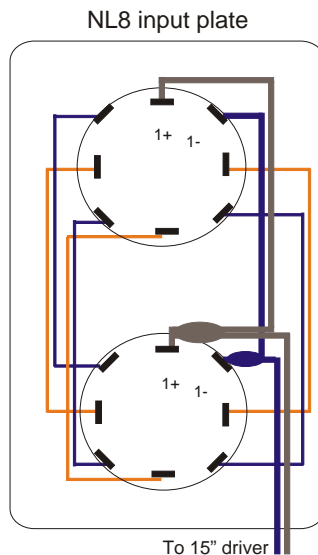
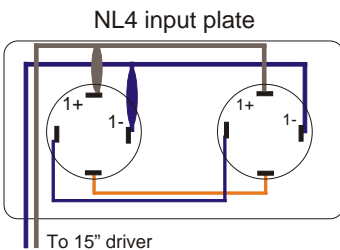
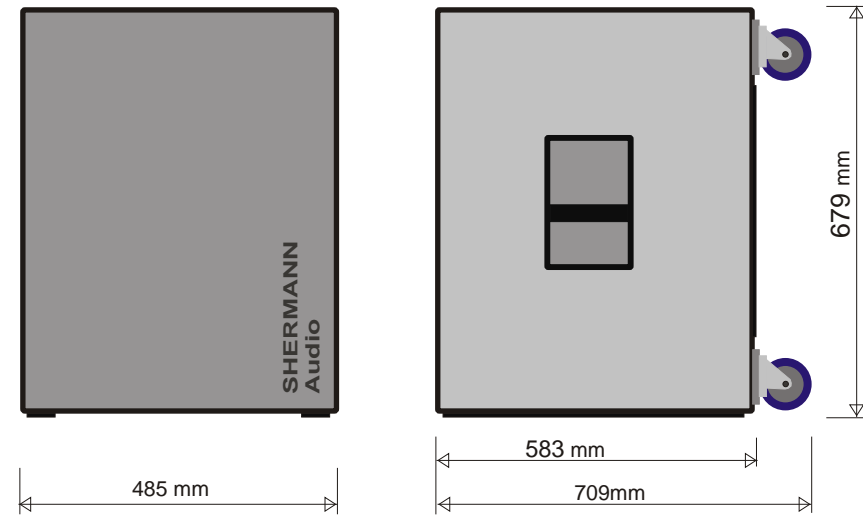
Low pass

110Hz 4th order Linkwitz-Riley

Note: The R115B is not available with internal passive filtering

* Options must be requested at time of ordering.

R115B



Speaker Cables

We recommend the use of **4mm²** or **6mm²** OFC cabling with all SHERMANN Audio LF drive cabinets.

Wherever possible, cable lengths should not exceed **5 metres** for 4 ohm loading (*2 x 8ohm R115B in parallel*); cabinet link cables should not exceed 1 metre.

Please call for details on SHERMANN Audio cables - contact info* shown below.

Please note

We would like to draw your attention to the likelihood of hearing damage from prolonged exposure to high sound pressure levels.

Care should be taken when using cabinets in close proximity to the audience, musicians or artists.

For further information on the safe operation of any SHERMANN Audio product please fax, call or email us - contact details are shown below.

The information within this data sheet is accurate and correct at the time of publication.

It is recommend that all technical information is verified with the company before inclusion in quotations or tender documents.

The company will not be held responsible for losses or difficulties arising from errors, changes or omissions.

Tel: +44 (0)8456 44 22 09 (01686 622 997)

Fax: +44 (0)8456 44 22 51

Email: sales@shermann.com

Web: www.shermann-audio.com

All data & product design; Copyright - Ken Hughes 2001 - 2004

Technical Specifications

System

Format	VHR loading
Nominal impedance	8 ohm
Optional impedance	4 or 16 ohm *
Rec' amp' power @ 8ohm	350-500 watts rms
Maximum power	750 watts
Short term peak	1,200 watts

Performance

Sensitivity @ 1w/1m	98 dB
Maximum output	128 dB @ 1m
Frequency response (-3dB)	40 Hz - 150 Hz

Components


Drive unit size	381 mm / 15"
Voice coil diameter	102 mm / 4"
Chassis	cast aluminium
Suspension	dual spider
Mounting	6mm caphead bolts x 4

Dimensions

Height	781 mm / 26.75"
Depth over castors	583 mm / 22.95"
Depth (over opt' castors)	710 mm / 27.95"
Width	485 mm / 10.10"
External volume	198 lts / 6.3 ft ³
Weight	44.5 Kgs / 98 lbs

* Options must be requested at time of ordering.

For optimum performance and system protection we recommend the use of a digital loudspeaker management unit within systems incorporating the R118B. Klark-Teknik, BSS and XTA manufacture suitable models which may be loaded with preset configurations to operate with any SHERMANN Audio system.



SHERMANN Audio
Reference Series

Also available as a
Syrious Pro-Audio product