

A Series by Shermann

MRL401^{v2}

The all new lightweight Shermann MRL401 is a compact three way multi-role model supplied in passive drive format.

Standard hardware includes GS-TA2 flying track & safety tie set for use with our GS-F2 flying brackets or GS-W2 wall brackets.

Also supplied is a GSA1/35 stand mount adaptor to enable use with any good quality tripod stand or bass cabinet mounted extension pole.

The superb new MRL401 capitalises on the success of previous GX and D Series models.

The MRL401 maintains a high standard of speech and music clarity throughout the audio range with the added advantages of smaller size and a significant weight reduction over original 12" 3 way models.

A smooth, highly efficient 12" bass drive unit features a neodymium magnet assembly whilst a superb 1" compression driver offers subtle, accurate detail in the upper response band - all are European built.

Linking these two drive units is the Shermann GM17/55 6.5" neodymium midrange now used in many of our 3 way models.

The MRL401 offers premium performance as a front of house PA box, stage wedge or side fill.

As a further operational advantage the MRL401 may be supplied as left / right handed pairs at no extra cost.



Touring the MRL401

Versatility is the keyword with all Shermann products and the MRL401 has been designed to maximise use within a wide variety of system combinations.

This compact, lightweight multi role workhorse is supplied with two strategically placed handles to assist loading or stacking.

A fully recessed, heavy duty 35mm pole mount is supplied as standard along with a GS-TA2 flying track set for use with a GS-F2 flying bracket.

Installing the MRL401

The numerous advantages of fully equipped Shermann touring boxes are also available to the installer.

From a fully equipped instal model to a totally basic version with no handles, stand mount or flying fittings the MRL401 may also be specified in a variety of painted finishes.

Our expertise in the installation market allows us to offer superb sounding systems which are highly efficient, cost-effective and fully compatible with our customer's requirements.

Technical Specifications

System

Format	3 way Passive
Network	PCN-4
Nom' impedance	8 ohms
Hi-pass filter (-3dB point)	40Hz / 4th order
Rec' amp' power @ 8 ohm	250 - 600 watts rms
Continuous Programme	1200 watts

Performance

Sensitivity @ 1w/1m	98 dB
Maximum output	127 dB @ 1m
Frequency response	55 Hz - 18.5 KHz
Dispersion > 0.6 KHz	70° x 40°

Drive unit - LF

Drive unit size	385 mm / 12"
Voice coil diameter	76 mm / 3"
Chassis	cast aluminium
Magnet	neodymium
Mounting	5mm caphead bolts x 4

Drive unit - MF

Drive unit size	165 mm / 6.5"
Voice coil diameter	38 mm / 1.5"
Chassis	cast aluminium
Magnet	neodymium
Mounting	5mm caphead bolts x 4

Drive unit - HF

Drive unit exit	25 mm / 1"
Voice coil diameter	44 mm / 1.75"
Magnet	ferrite
Diaphragm	mylar
Horn mounting	5mm c/s socket bolts x 4

Dimensions

Height	590 mm (23.75")
Depth	327 mm (12.75")
Width	375 mm (14.80")
Apex height	393 mm (15.50")
External volume	71 lts (2.35 ft ³)
Weight	20 Kgs (43 lbs)

Connections

Speakon NL4
pin 1+ **hot** / pin 1- **cold**

*Sockets may be parallel linked on all pins
eg. 1+ to 1+ (see diagram)*


Crossover frequencies

High pass (full range mode)
40Hz 4th/8th order Linkwitz-Riley or
Butterworth filtering


High pass (with Shermann LF systems)
100 - 120Hz 4th order Linkwitz-Riley

* Options must be requested at time of ordering.

MRL401

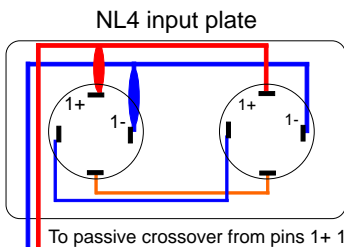


327mm

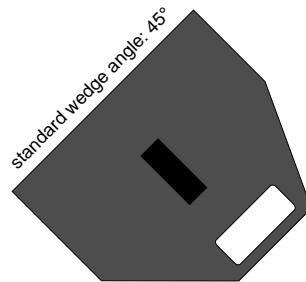
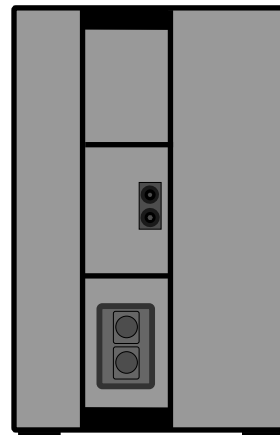


375mm

590mm



To passive crossover from pins 1+ 1-



393mm

Speaker Cables

We recommend the use of **2.5mm²** or **4mm²** OFC cabling with all Shermann full range cabinets.

Wherever possible, cable lengths should not exceed **5 metres** for 4 ohm loading (2 x 8ohm MRL401 in parallel); cabinet link cables should not exceed 1 metre.

Please call for details on Shermann cables - contact info' shown below.

Please note

We would like to draw your attention to the likelihood of hearing damage from prolonged exposure to high sound pressure levels.

Care should be taken when using cabinets in close proximity to the audience, musicians or artists.

For further information on the safe operation of any Shermann product please fax, call or email us - contact details are shown below.

The information within this data sheet is accurate and correct at the time of publication.

It is recommend that all technical information is verified with the company before inclusion in quotations or tender documents.

The company will not be held responsible for losses or difficulties arising from errors, changes or omissions.

Tel: +44 (0)8456 44 22 09 (01686 622 997)

Fax: +44 (0)1686 623 233

Email: sales@shermann.com

Web: www.shermann-audio.com

Exterior fittings

Handles (top & bottom)

Recessed insert types

Finish

Textured Protective Coating or TRC paint

Grille

Heavy duty steel mesh c/w acoustically transparent foam and engraved logo.

Skids

Bottom mounted easily replaced 15mm plywood skids

Flying Points (supplied)

GS-TA2 top and rear mounted track for vertical flying

Construction

Cabinet shell


15mm multi-laminate Scandinavian birch plywood.

Baffle assembly

18mm multi-laminate Scandinavian birch plywood.

For optimum performance and system protection we recommend the use of a digital loudspeaker management unit within systems incorporating the MRL401.

Ashly, BSS, DBX, Klark-Teknik, Void and XTA offer suitable models which may be loaded with preset configurations to enable successful operation within any Shermann system.



Shermann

The A Series