

A Series *by ShermannAudio*

MRL3

The Shermann **MRL3** is a compact, lightweight two way, multi-role loudspeaker supplied in passive drive format.

GS-TA2 flying track & safety tie sets are fitted as standard to allow use with Shermann GS-F2 flying or GS-W2 wall brackets.

Also supplied is a GSA1/35* stand mount adaptor to enable use with any good quality tripod stand or bass cabinet mounted extension pole.



NOT recommended for installation on 35mm spigot type wall brackets.

Multi-Role Versatility.

Cost-effective, lightweight, compact and capable of performing a wide variety of tasks.

As a front-of-house PA box the **MRL3** offers premium performance whether flown, stand mounted or stacked on Shermann LF units.

The **MRL3** is also a powerful stage monitor; using its steep 35° angle it can be placed close to microphone stands for maximum upward vocal projection and reduced spill to other performers.

A more conventional 45° angle allows broader on-stage coverage.

The **MRL3** may be used in partnership with any compact Shermann LF unit to create stunning drum and keyboard monitors or on-stage side fills.

Touring the MRL3

Versatility is the keyword with all Shermann products and the MRL3 has been designed to maximise use within a wide variety of system combinations.

This compact, lightweight multi role workhorse is supplied with two strategically placed handles to assist loading or stacking.

A fully recessed, heavy duty 35mm pole mount is supplied as standard along with a GS-TA2 flying track set for use with a GS-F2 flying bracket.

Installing the MRL3

The numerous advantages of fully equipped Shermann touring boxes are also available to the installer.

From a fully equipped instal model to a totally basic version with no handles, stand mount or flying fittings the MRL3 may also be specified in a variety of painted finishes.

Our expertise in the installation market allows us to offer superb sounding systems which are highly efficient, cost-effective and fully compatible with our customer's requirements.

Exterior fittings

Handle (top back) recessed insert type

Finish

Textured Protective Coating or TRC paint

Skids

Bottom and rear mounted easily replaced 15mm plywood skids

Flying Points (supplied)

GS-TA2 top and rear mounted track

Construction

Cabinet shell

15mm multi-laminate Scandinavian birch plywood.

Baffle assembly

25mm multi-laminate Scandinavian birch plywood.

Connections

Speakon NL4

pin 1+ **hot** / pin 1- **cold**

Input sockets are parallel linked on all pins eg. 1+ to 1+ / 2+ to 2+ (see diagram)

This facility allows "daisy chaining" of four MRL-3 cabinets in pairs using one four core cable.

An appropriate adaptor cable capable of routing the feed from pins 2+/2- to 1+/1- is available.

Crossover frequencies

High pass (full range mode)

45Hz 4th/8th order Linkwitz-Riley or Butterworth filtering

High pass (with Shermann LF systems)

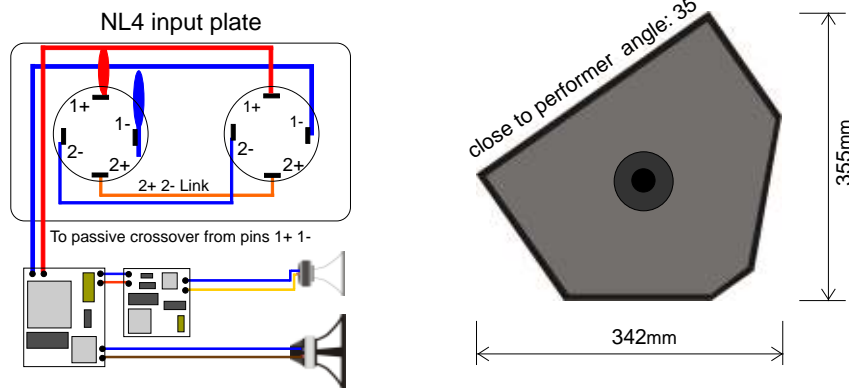
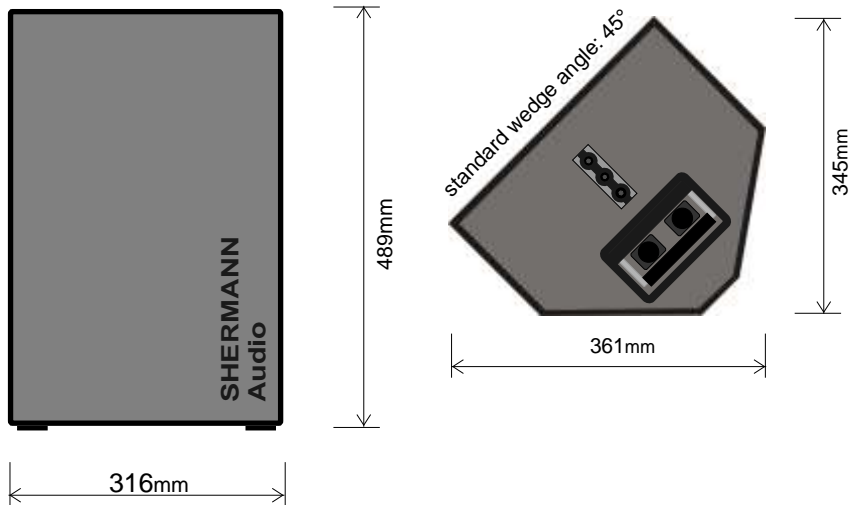
110Hz 4th order Linkwitz-Riley

* Options must be requested at time of ordering.

For optimum performance and system protection we recommend the use of a digital loudspeaker management unit within systems incorporating the MRL3.

Ashly, BSS, DBX, Klark-Teknik, and XTA offer suitable models which may be loaded with preset configurations to enable successful operation within any Shermann system.

MRL3



Speaker Cables

We recommend the use of **2.5mm²** or **4mm²** OFC cabling with all Sherman full range cabinets.

Wherever possible, cable lengths should not exceed **5 metres** for 4 ohm loading (*2 x 8ohm MRL3 in parallel*); cabinet link cables should not exceed 1 metre.

Please call for details on Sherman cables - contact info^s shown below.

Please note

We would like to draw your attention to the likelihood of hearing damage from prolonged exposure to high sound pressure levels.

Care should be taken when using cabinets in close proximity to the audience, musicians or artists.

For further information on the safe operation of any Sherman product please fax, call or email us - contact details are shown below.

The information within this data sheet is accurate and correct at the time of publication.

It is recommended that all technical information is verified with the company before inclusion in quotations or tender documents.

The company will not be held responsible for losses or difficulties arising from errors, changes or omissions.

Tel: +44 (0)845 644 2209 (01686 622 997)

Fax: +44 (0)1686 623 233

Email: sales@shermann.com

Web: www.shermann-audio.com

All data, images & product design; © Ken Hughes 2008. **Shermann** is a registered trade mark used by S.P.A. Systems Ltd

Technical Specifications

System

Format	2 way Passive
Network	PCN-5
Nom' impedance	8 ohms
Hi-pass filter (-3dB point)	45Hz / 4th order
Rec' amp' power @ 8 ohm	150 - 400 watts rms
Continuous Programme	800 watts

Performance

Sensitivity @ 1w/1m	99 dB
Maximum output	127 dB @ 1m
Frequency response	65 Hz - 18.5 KHz
Dispersion > 2 KHz	80° x 50°

Drive unit - LF

Drive unit size	255 mm / 10"
Voice coil diameter	76 mm / 3"
Chassis	cast aluminium
Magnet	neodymium
Mounting	5mm caphead bolts x 4

Drive unit - HF


Drive unit exit	25 mm / 1"
Voice coil diameter	44 mm / 1.75"
Magnet	ferrite
Diaphragm	titanium
Mounting	6 mm x 2

Dimensions

Height	489 mm (19.25")
Depth	300 mm (11.85")
Width	316 mm (12.45")
Apex height (as wedge)	336 mm (13.25")
External volume	43 lts (1.52 ft ³)
Weight	13.2 Kgs (30 lbs)

* Options must be requested at time of ordering.

The front foam used on this cabinet is not fire retardant.



ShermannAudio

The A Series