

Shermann



MR250

(discontinued model - replacement parts readily available)

Shermann's MR250 is an ultra compact two way, multi-role loudspeaker supplied in passive drive format.

Standard hardware includes a GS-TA2 flying track & safety tie set for use with **Shermann** GS-F2 flying brackets or GS-W2 wall brackets.

Also supplied is a GSA1/35 stand mount adaptor to enable use with any good quality tripod stand or bass cabinet mounted extension pole.



Multi-Role Capability.

Versatile, cost-effective, lightweight, compact and capable of performing a wide variety of tasks.

The **MR250** offers premium performance as a front-of-house PA box; it may be flown, stand mounted or stacked.

Using its 45° angle the **MR250** is a compact, unobtrusive vocal stage wedge.

The alternative 15° angle allows this versatile unit to function as a side fill in partnership with any **Shermann** LF unit.

Touring the MR250

Versatility is the keyword with all Sherman products and the MR250 has been designed to maximise use within a wide variety of system combinations.

This compact, lightweight multi role workhorse is supplied with two strategically placed handles to assist loading or stacking.

A fully recessed, heavy duty 35mm pole mount is supplied as standard along with a GS-TA2 flying track set for use with a GS-F2 flying bracket.

Installing the MR250

The numerous advantages of fully equipped Sherman touring boxes are also available to the installer.

From a fully equipped instal model to a totally basic version with no handles, stand mount or flying fittings the MR250 may also be specified in a variety of painted finishes.

Shermann's expertise in the installation market allows us to offer superb sounding systems which are highly efficient, cost-effective and fully compatible with our customer's requirements.

Technical Specifications

System

Format	2 way Passive
Network	PCN-5
Nom' impedance	8 ohms
Hi-pass filter (-3dB point)	40Hz / 4th order
Rec' amp' power @ 8 ohm	250 watts rms

Performance

Sensitivity @ 1w/1m	98 dB
Maximum output	123 dB @ 1m
Frequency response	65 Hz - 18.5 KHz
Dispersion > 2.5 KHz	70° conical

Drive unit - LF

Drive unit size	210 mm / 8"
Voice coil diameter	63 mm / 2"
Chassis	cast aluminium
Magnet	ferrite
Mounting	5mm caphead bolts x 4

Drive unit - HF

Drive unit exit	25 mm / 1"
Voice coil diameter	36 mm / 1.4"
Magnet	ferrite
Diaphragm	mylar
Mounting	coaxially mounted

Dimensions

Height	489 mm (19.25")
Depth	300 mm (11.85")
Width	316 mm (12.45")
Apex height (as wedge)	336 mm (13.25")
External volume	43 lts (1.52 ft ³)
Weight	13.2 Kgs (30 lbs)

* Options must be requested at time of ordering.

For optimum performance and system protection we recommend the use of a digital loudspeaker management unit within systems incorporating the MR250. Ashly, Klark-Teknik, BSS and XTA manufacture suitable models which may be loaded with preset configurations to operate with any **Shermann** system.

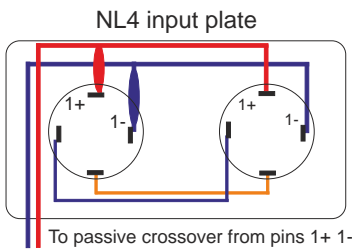
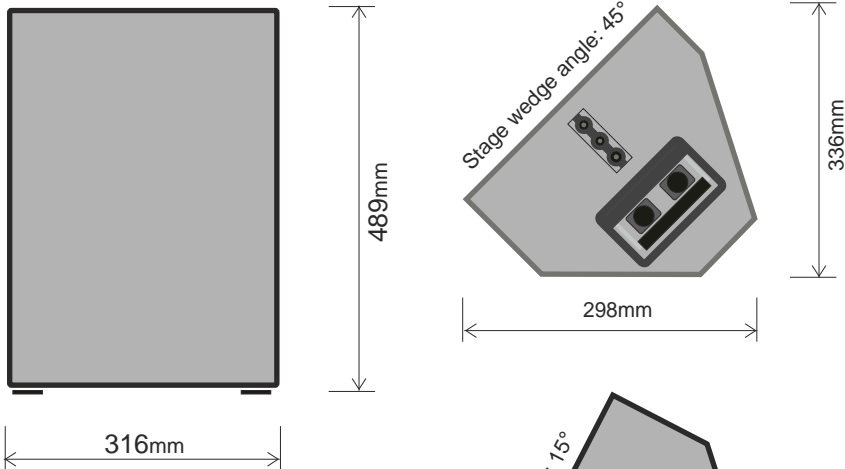


Shermann

Shermann

Page 2

MR-250

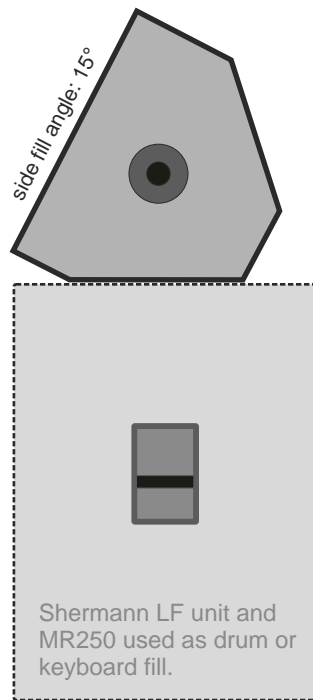


Speaker Cables

We recommend the use of **2.5mm²** or **4mm²** OFC cabling with all Sherman full range cabinets.

Wherever possible, cable lengths should not exceed **5 metres** for 4 ohm loading (*2 x 8ohm MR250 in parallel*); cabinet link cables should not exceed 1 metre.

Please call for details on Sherman cables - contact info' shown below.



Please note

We would like to draw your attention to the likelihood of hearing damage from prolonged exposure to high sound pressure levels.

Care should be taken when using cabinets in close proximity to the audience, musicians or artists.

For further information on the safe operation of any Sherman product please fax, call or email us - contact details are shown below.

Shermann offers the information within this data sheet as accurate and correct at the time of publication.

We recommend that all technical information is verified with Sherman before inclusion in quotations or tender documents.

Shermann will not be held responsible for losses or difficulties arising from errors, changes or omissions.

Shermann

Unit 3, Grooms Building, Pool Road, Newtown, Powys, UK. SY16 1DL

Tel: +44 (0)1686 622 368

Mob: +44 (0)7971 882663

Email: info@shermann.com

Web: www.shermann.com

All data, images & product design; © Ken Hughes 2014 **Shermann** is a registered trade mark with permission

Exterior fittings

Handle (top)

Steel recessed flip type

Handle (side)

Steel recessed large flip type

Finish

Heavy duty black carpet or optional textured paint finish - any colour *

Skids

Bottom and rear mounted easily replaced 15mm plywood skids

Flying Points (supplied)

- 1) GS-TA2 top and rear mounted track (supplied)
- 2) GS-MA2.5 side mounted plates and rear strap plates (option) *

Construction

Cabinet shell

15mm multi-laminate Scandinavian birch plywood.

Baffle assembly

25mm multi-laminate Scandinavian birch plywood.

Connections

Speakon NL4

pin 1+ **hot** / pin 1- **cold**

Sockets are parallel linked on all pins eg. 1+ to 1+ (see diagram)

Crossover frequencies

High pass (full range mode)

40Hz 4th/8th order Linkwitz-Riley or Butterworth filtering

High pass (with Sherman LF systems)

100 - 120Hz 4th order Linkwitz-Riley

* Options must be requested at time of ordering.